


Mrs. ☺'Dette's KinderGARDEN



What's the BUZZ?

WELCOME!



This Week

We are moving into KinderPhonics Unit 3 -
Sounds to Words.

Letter Focus: short /a/ and short /i/ words

Sight Words: one, two, three, here



Math Focus: Unit 5= Measurement
Compare sizes, compare length, order by length,
and compare height

Dates to Remember

Wednesday, November 16th - Picture RETAKES

Tuesday, November 22nd - Last day to send in
BOX TOPS.

IF we collect \$650...Mrs. Norris will *KISS A PIG!*

November 23rd -25th - NO SCHOOL
THANKSGIVING BREAK!



Reminders

- Please continue to work with your child on READING the color words along with our other SIGHT WORDS each week.
- Remember to read with your child for 10 minutes every night to earn a free personal pan pizza from Pizza Hut. ☺

Sight Words We Have Learned

I, am, red, the, to, little, green, yellow, is, a,
blue, like, we, for, pink, black, have, my, white,
purple, orange, he, with, brown, look, she, me,
they, of, are, see, you, do, that, said, come

BUZZ ○ BUZZ ○ BUZZ ○ BUZZ ○ BUZZ ○ BUZZ ○ BUZZ

Contact Me!

sherry.odette@rcsc.k12.in.us

School - 866-5441

Be sure to check us out at

mrsodettes.weebly.com



Week Snapshot

Dear Family,

This week we will be discussing the election process. We will be reading and discussing Duck for President by Doreen Cronin. We will discuss how a president is selected and what the president does for the country. The students will each cast their own ballot for either duck or farmer. The week will be wrapped up by discussing why elections are important and with a duck craft.

Vocabulary


- filth: dirty or disgusting
- election: the process of choosing someone by placing votes
- ballot: a piece of paper on which people who are voting enter their choices
- requirement: something that is needed
- demand: to ask of or order

Poem of the Week

Our Presidents

(Tune-Itsy Bitsy Spider)

The presidents of our country
 have many jobs to do.
 They give lots of speeches and help our
 people, too.
 They lead our troops to safety and
 keep us nice and strong.
 And they make tough
 decisions
 when troubles
 come along.



Activities

Here is an activity you can do at home with your child this week! Discuss the current election with your child. Decide on an election you can do within your household. For example: favorite dinner, favorite movie, favorite thing to do for fun, etc. Have your child explain which they would choose and why.

Week Snapshot

Dear Family,

Veterans/Community is our focus this week! We will be reading and discussing the nonfiction book, Veteran's Day by Elaine Landau. What is a veteran? Many times people don't know why we celebrate this holiday. This week we will learn what a veteran is and why we celebrate it as a holiday. We will begin learning what is a main idea of a story and different parts of a nonfiction book: table of contents, bolded vocabulary words, photographs, etc.

Vocabulary


- Armed Forces: The five parts of the American military
- holiday: A day of celebration
- military: A group of men and women that protect people from attacks
- patriotic: Showing love your for country
- veteran: A person who has served in the Armed forces

Poem of the Week

I Love My Flag

(Tune: Yankee Doodle)

I love my flag,
my country's flag,
the red and white and blue.
It has broad stripes
and fifty stars.
And stands for
freedom too!



Activities



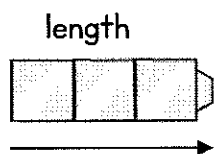
Here are just a few activities you can do at home with your child this week!

- Make an American flag. Count how many stripes and stars there are.
- Write a letter to someone in the military and thank them for their service.

Unit Overview

Dear Family,

This unit is all about comparing and ordering objects according to their measurable attributes.



Unit Vocabulary

length: students will be able to tell how long something is and compare their length - taller, shorter, same

height: students will be able to tell how tall something is and compare their height by tallest, shortest, same

weight: students will be able to tell how much something weighs and compare - heavier, lighter, same

capacity: students will be able to tell how much something holds and compare - holds more, less or the same

Unit Hands-On Fun

- Bake something together. Let them help measure using cups, tablespoons, etc. Remind them that you need the right amount for a recipe. If they get too much, tell them they need less. If they get too little, tell them they need more. Reinforce the vocabulary words.
- Measure items around the house by comparing lengths.

