




For the Week of March 6-10, 2017

Mrs. ☺'Dette's KinderGARDEN



What's the BUZZ?



This Week

We have moved into KinderPhonics
Unit 3 – Sounds to Words.

Phonics Focus: REVIEW /r/ blends

Sight Words: REVIEW ALL

Math Focus: Unit 10 – ADDITION to 10

Reading: Theme = SNAKES

(See the backside of this newsletter for more information.)

Dates to Remember

I already told the children last week, but I just want to let everyone know that I will be out of the classroom ALL this week. Ms. Sheila Sutter will be filling in for me. My family is joining my husband and his St. Joe Puma Baseball Team in Florida for their last EVER Spring Trip. ☺ If you have any questions or notes about transportation, please direct them to Ms. Sutter.

Tuesday, March 7th – PTA mtg 6PM at Van

Friday, March 10th – End of 3rd 9 Weeks

Thursday, March 16th – 3rd Qtr. Report Cards Go Home


Sight Words We Have Learned

I, am, red, the, to, little, green, yellow, is, a, blue, like, we, for, pink, black, have, my, white, purple, orange, he, with, brown, look, she, me, they, of, are, see, you, do, that, said, come, one, two, three, here, go, from, four, what, five, was, be, play, where, can, and, this, your, by, who, has, put, when, jump, all, find, or, went, over, there, down, live, new, make, know, many, eat, about, would, because, every, funny, again, under, away, please, soon, out, want, say, any, help



Reminders

- Please continue to work with your child on READING the color words along with our other SIGHT WORDS each week.
- Remember to read with your child for 10 minutes every night to earn a free personal pan pizza from Pizza Hut. ☺



BUZZ ○ BUZZ ○ BUZZ ○ BUZZ ○ BUZZ ○ BUZZ ○ BUZZ

Contact Me!

sherry.odette@rcsc.k12.in.us

School – 866-5441

Be sure to check us out at mrsodettes.weebly.com



Week Snapshot

Dear Family,

Do snakes have eyelids? Why do they molt? This week we will be slithering into the nonfiction text Snakes by Melissa Steward. We will learn all about reptiles and mammals and how they are different. We will be informing our readers this week writing facts about snakes. We also will be labeling the parts of a snake.

Vocabulary

- molt: When snakes lose their old skin, and new skin is underneath
- hibernate: When animals rest during the winter
- predators: Animals that eat other animals
- prey: Animals that are eaten by other animals
- pupil: The dark area at the center of the eye
- scutes: Wide scales on the belly of a snake

Poem of the Week

A Silly Slippery Snake

(Tune: If You're Happy and you Know it)

Oh, I wish I was a silly,
slippery snake.

Oh, I wish I was a silly,
slippery snake.

Oh, I'd slither across the floor,
And I'd slip under the door.

Oh, I wish I was a silly,
slippery snake.



Activities

Here are just a few activities you can do at home with your child this week!

- Make a snake using playdoh. Add on a googly eye.
- Draw a spiral line on a paper plate. Cut along the line creating a bouncy snake craft.
- Snakes move using their scutes. Have your child try to move from place to place on their bellies.