

Kindergarten eLearning Packet...

These packets are to be kept at home to do on the days school is cancelled due to inclement weather. Please keep the learning packets and instructions in a safe place where you and your child can easily access them when needed for an eLearning Day.

Just a reminder that eLearning packets (all work and the completed cover sheet) is due within two school days upon return from a school cancellation.

Parents will need to call the RCSC Administration Office (866-7822) or go to the school website at rensselaerschools.org eLearning tab by 9:00 a.m. to confirm your child's attendance on this eLearning Day. Attendance does need to be recorded on this day for your child! Please contact me if you have questions regarding attendance for eLearning Days. Thank you!!

Student Name: _____ Teacher: _____

RCPS Kindergarten eLearning Day Verification Sheet Snow Day #3

~Turn in completed verification sheet and attached worksheets to student's teacher when finished.~

Activities	Approximate Time	Parent Initials
Reading *Read the attached story "A Community of People" and answer the questions (10 minutes) *Have your child read or read to them (10 minutes)	20 minutes	
Math Complete the attached "Animal See Count & Graph" worksheet (front and back)	20 minutes	
Writing Complete the attached "In My Opinion" writing activity	20 minutes	
Specials Complete the attached gym activities	20 minutes	

Students need to complete the activities listed above. The verification sheet will be accepted **up to two days** after the eLearning day.

If you have any questions, please contact the RCSC office (866-7822) or email your child's teacher at the address below between the hours of 9:00 a.m. and 3:00 p.m.

RCPS Kindergarten teachers' email addresses:

sara.clouse@rcsc.k12.in.us

julie.deyoung@rcsc.k12.in.us

kelly.geleott@rcsc.k12.in.us

sherry.odette@rcsc.k12.in.us

samantha.mitchell@rcsc.k12.in.us

kelly.harvey@rcsc.k12.in.us

A Community of People



What is a community? It is a group of people. They live near one another. They work and play near one another too. The place they live in can be a city or a town. People work in a community. They can help one another.

People have different jobs. There are teachers and firefighters. Some people are police officers. Some people are doctors. Some people deliver mail. Some people work in stores.

Kids have jobs too. They go to school to learn. What do you like about your community?

Name: _____


Date: _____

Directions: For questions 1-4, circle the correct answer.

1. What do we call a group of people who live, work, and play near one another?




a community

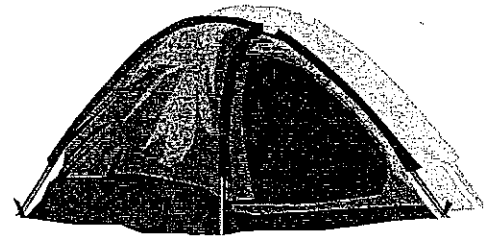


a family

2. Where can communities be?



a city or town



in a tent

3. What do the grown-ups in a community do to help one another?



go to school




work

4. What job do the kids in a community have?




work as a doctor



go to school


5.A) Name one job that the people in a community might have?

B) Draw people helping others in their community by doing their job.




*Please write these in complete sentences!

In my opinion...



OR



_____ are the
best because _____

_____.



SNOW DAY
SPECIALS PACKET

In the following packet there is an activity for each special:

First E-learning Day complete the Music Activity

Second E-learning Day complete the Art Activity

Third E-learning Day complete the Gym Activity

If there are any questions, please contact us between

9 AM and 3:00 PM on the snow day

Music- Mrs. Huff at Amanda.isajewicz@rensselaerschools.org

Art- Mrs. Fields at Jamie.fields@rensselaerschools.org

Gym- Ms.Ousley at Jennifer.ousley@rensselaerschools.org

Kindergarten Physical Education E-Learning Lesson

2 minutes of movement (Run, skip, jump or dance)

Begin stretches-These are the same as we do every day in class

Legs straight feet together and reach for your toes

Stand and reach for ceiling on your tip toes

Right leg over left leg and reach for your toes

Left leg over right leg and reach for your toes.

Arms behind your back-shoulder stretch

Balance on right leg

Balance on left leg

10 Jumping Jacks

2 minutes of movement (Run, skip, jump or dance)

Have a great day!


Ms. Ousley

RHYTHM COLORING
"TEDDY BEAR"

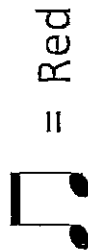


Name: _____

Directions: Use the key below to color in the picture.



KEY



= Red



= Brown



= Yellow

Name: _____

Music Snow Day Packet

1. Find a song on the radio or TV and walk or march to the steady beat for the whole song.
2. Sing a song to someone in your house.
3. Complete the activity on the back of this page.

Name: _____

E-Learning Activity for Art

Get out your supplies. You will need a pencil, eraser, crayons and this paper.

I Got You Some Flowers!

Your paper has a flower pot on it but no flowers. Please draw some flowers to go into the flower pot. Start by drawing the stems for your flowers, long thin rectangles. Then draw the flowers onto your stems. You can make your flowers any shapes you like, but drawing a small circle with other circles around it makes pretty flowers. Once your drawing is complete be sure to color your drawing. You need to color the entire page: the flowers, the flower pot, the wall, and the table. Everyone loves flowers so be sure to give them to someone you love when you are done! 😊

