

Kindergarten eLearning Packet...

These packets are to be kept at home to do on the days school is cancelled due to inclement weather. Please keep the learning packets and instructions in a safe place where you and your child can easily access them when needed for an eLearning Day.

Just a reminder that eLearning packets (all work and the completed cover sheet) is due within two school days upon return from a school cancellation.

Parents will need to call the RCSC Administration Office (866-7822) or go to the school website at rensselaerschools.org eLearning tab by 9:00 a.m. to confirm your child's attendance on this eLearning Day. Attendance does need to be recorded on this day for your child! Please contact me if you have questions regarding attendance for eLearning Days. Thank you!!

Student Name: _____ Teacher: _____

RCPS Kindergarten eLearning Day Verification Sheet Snow Day #4

~Turn in completed verification sheet and attached worksheets to student's teacher when finished.~

Activities	Approximate Time	Parent Initials
Reading *Read the attached story "A Frog's Life Cycle" and answer the questions (10 minutes) *Have your child read or read to them (10 minutes)	20 minutes	
Math *Complete the attached subtraction worksheets (front and back) * Practice counting verbally to 100 by 1's, 5's, and 10's	20 minutes	
Writing Complete the attached "Hot Chocolate" writing activity	20 minutes	
Specials Complete the attached art activities	20 minutes	

Students need to complete the activities listed above. The verification sheet will be accepted **up to two days** after the eLearning day.

If you have any questions, please contact the RCSC office (866-7822) or email your child's teacher at the address below between the hours of 9:00 a.m. and 3:00 p.m.

RCPS Kindergarten teachers' email addresses:

sara.clouse@rcsc.k12.in.us

julie.deyoung@rcsc.k12.in.us

kelly.geleott@rcsc.k12.in.us


sherry.odette@rcsc.k12.in.us

samantha.mitchell@rcsc.k12.in.us

kelly.harvey@rcsc.k12.in.us

A Frog's Life Cycle

By Rachelle Kreisman



Baby frogs are called tadpoles. As tadpoles grow, they change shape. They turn into frogs.

A mother frog lays eggs in, or near, water. Inside each egg, a tadpole grows. Then the tadpole hatches. It has a long tail. The tadpole swims like a fish. It uses gills to breathe underwater.

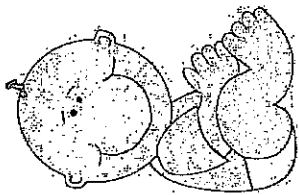
Next, the tadpole grows legs and toes. Its gills and tail get smaller. The tadpole grows lungs. Now the tadpole is a froglet.

The froglet's tail gets shorter. Soon, its tail is gone. It can leave the water. It can breathe using lungs. The froglet is now a frog.


Name: _____ Date: _____

For questions 1–4, please circle the correct answer.

1. What is a baby frog called?



an infant




a tadpole

2. What do tadpoles hatch out of?



eggs



nests

3. What does a tadpole grow as it becomes a froglet?



gills and a tail

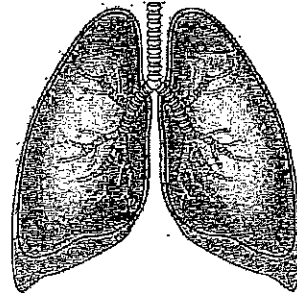


legs and toes

4. What do frogs have that allow them to breathe out of the water?



gills




lungs

5. What do tadpoles have that frogs do not have?

Tadpoles have

6. Draw a picture of a tadpole.



Name _____

Subtraction: to 10 ▲



A Great Treasure!



Count.



Cross out to subtract.



	$5 - 2 = \underline{3}$
	$8 - 1 = \underline{\quad}$
	$7 - 6 = \underline{\quad}$
	$10 - 8 = \underline{\quad}$
	$4 - 4 = \underline{\quad}$
	$9 - 3 = \underline{\quad}$



Barrels of Fun



Count.





Cross out to subtract.




	$10 - 2 = \underline{\quad}$
	$7 - 4 = \underline{\quad}$
	$9 - 5 = \underline{\quad}$
	$6 - 3 = \underline{\quad}$
	$9 - 1 = \underline{\quad}$
	$8 - 7 = \underline{\quad}$

How to Make Hot Chocolate



Write the directions for making hot chocolate. Use the words first, next, then, and last.





SNOW DAY
SPECIALS PACKET

In the following packet there is an activity for each special:

Fourth E-learning Day complete the Art Activity

Fifth E-learning Day complete the Gym Activity

If there are any questions, please contact us between
9 AM and 3:00 PM on the snow day

Music- Ms. Isajewicz at Amanda.Isajewicz@rcsc.k12.in.us

Art- Mrs. Fields at Jamie.fields@rensselaerschools.org

Gym- Ms. Ousley at Jennifer.ousley@rensselaerschools.org

Kindergarten Physical Education E-Learning Lesson

2 minutes of movement (Run, skip, jump or dance)

Begin stretches-These are the same as we do every day in class

Legs straight feet together and reach for your toes

Stand and reach for ceiling on your tip toes

Right leg over left leg and reach for your toes

Left leg over right leg and reach for your toes.

Arms behind your back-shoulder stretch

Balance on right leg

Balance on left leg

10 Jumping Jacks

2 minutes of movement (Run, skip, jump or dance)

Have a great day!

Ms. Ousley

Draw your favorite meal

