



For the Week of January 4-6, 2017

# Mrs. ☺'Dette's KinderGARDEN



## What's the **BUZZ?**

WELCOME!



### This Week

We have moved into KinderPhonics  
Unit 3 – Sounds to Words.

Letter Focus: Review /ch/ /sh/ and /th/  
sounds

Sight Words: your, by, who, has

Math Focus: Unit 7 – 2D and 3D Shapes  
(See the backside of this newsletter for more  
information)

Reading: Theme = Dr. Martin Luther King  
Jr. /Equality  
(See the backside of this newsletter for more  
information)

### Dates to Remember

Friday, January 6<sup>th</sup> – 2<sup>nd</sup> Quarter Report Cards come home  
*Be sure to look for those in your child's folder*

Monday, January 16<sup>th</sup> – Weather Make Up Day  
We DO have school on this day!

Thursday, January 19<sup>th</sup> – 100<sup>th</sup> Day of School  
*More info to come!*

Tuesday, January 24<sup>th</sup> – Parent Teacher Conferences  
Thursday, January 26<sup>th</sup> – Parent Teacher Conferences  
*More info coming soon!*

### Sight Words We Have Learned

I, am, red, the, to, little, green, yellow, is, a, blue,  
like, we, for, pink, black, have, my, white, purple,  
orange, he, with, brown, look, she, me, they, of,  
are, see, you, do, that, said, come, one, two, three,  
here, go, from, four, what, five, was, be, play,  
where, can, and, this

BUZZ ○ BUZZ ○ BUZZ ○ BUZZ ○ BUZZ ○ BUZZ ○ BUZZ

### Reminders

- Please continue to work with your child on READING the color words along with our other SIGHT WORDS each week.
- Remember to read with your child for 10 minutes every night to earn a free personal pan pizza from Pizza Hut. ☺



### Contact Me!

[sherry.odette@rcsc.k12.in.us](mailto:sherry.odette@rcsc.k12.in.us)  
School – 866-5441



Be sure to check us out at [mrsodettes.weebly.com](http://mrsodettes.weebly.com)

## Week Snapshot

Dear Family,

I have a dream! Why do we celebrate Martin Luther King Day? Who was he? What does equality mean? We will discuss and answer these questions as we begin to read and discuss [Ron's Big Mission](#) by Corrine Naden. Our story element focuses will be connecting to the character's in the story and making inferences based upon facts we learn. How can we make a difference?

## Vocabulary

- **important:** Having great meaning, value
- **nervous:** An anxious or fearful feeling
- **serious:** Marked by careful thinking or consideration
- **budge:** To change position slightly
- **tucked:** To place in a snug, secured spot

## Poem of the Week

**Freedom, Freedom**  
{tune: Twinkle, Twinkle}

Freedom, freedom, let it ring.

"Let it ring," said Dr. King.

Let us live in harmony.

Peace and love for  
you and me.

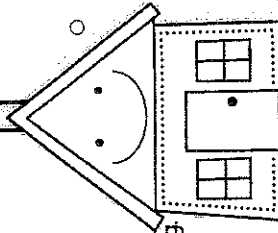
Freedom, freedom, let it ring.

"Let it ring," said Dr. King.

## Activities

Here are just a few activities you can do at home with your child this week!

- Have a conversation with your child about what makes them unique and special.
- Trace your hands on paper. Color them different colors.



©KhanLit.com

## Unit Overview

Dear Family,

This unit is all about recognizing and identifying flat and solid shapes.



circle



square



triangle



rectangle



hexagon



cylinder



cone



sphere

2D shapes

3D shapes

## Unit Vocabulary

**cone:** a 3d shape that has a circle bottom and a pointed top

**square:** a shape that has four equal sides

**rectangle:** a shape that has two short sides and two long sides

**cylinder:** a 3d shape that looks like a can

**sphere:** a 3d shape that looks like a ball

**hexagon:** a shape that has six sides

**cube:** a 3d shape that has six square sides

**vertex/corner:** the corner where 2 sides meet

**circle:** a round shape

**side:** a line in a shape

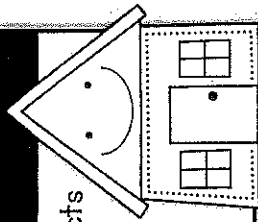
**triangle:** a shape that has three equal sides

**face:** flat side of a shape

## Unit Hands-On Fun

As you are in your car or at home, identify objects around the house and what shape they are.

Example: A door is a rectangle.



©KhanLit.com